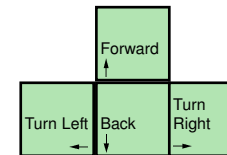
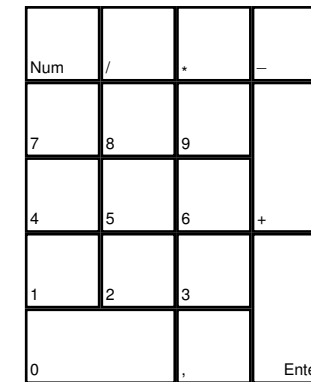
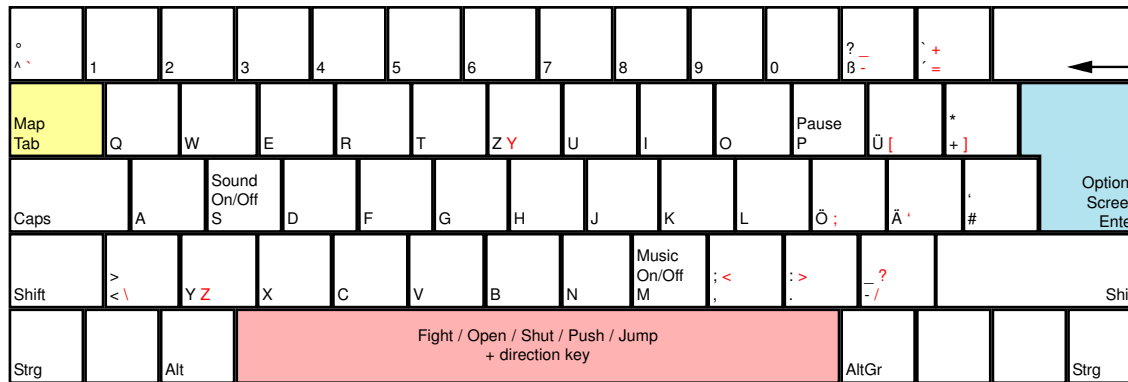
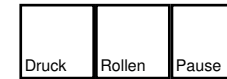


Alone in the Dark 3



deutsches Tastaturlayout / english keyboard layout

Use of Space Bar
First go to the Options Screen and select the action for the Space Bar

Jump
Hop: Press Space Bar while standing still.
Jump: Press Space Bar while walking.
Leap: Press Space Bar while running.

Push
Press Space Bar and direction key for moving objects.

Fight
Kepp Space Bar pressed for Attack Mode.
Use direction keys for the Attack with punches and kicks and head butt.
For fighting with a weapon select it from the Options Screen.
While Using a cutting weapon use direction keys for attack.
While using a fire weapon use left and right for aiming and up and down for fire.

CHEATS taken from [dlh.net]
DebugCheat:

Play the game as usual and create a save game in slot 1, quit to DOS and type the following at the DOS prompt:

```
DEBUG
NSAVE0.ITD
L
EAE64 00 40      For maximum health
EB0CE 00 40      For the 38 Special
EB0C6 00 40      For the Winchester
EB1C0 00 40      For the Gatling Gun
EB16A 00 40      For the Shot Gun
EAE7A 00 40      Health after returning from the dead
EB1EA 00 40      For the Colt
W
Q
```

more keyboard layouts:
<http://www.keycardhq.de>